
















 CANDIDATO PRESIDENTE	 LIBERTA'	 CANDIDATO PRESIDENTE	 NOI MODERATI	 LEGA	 CIVICA CIRIO PRESIDENTE	 FRATELLI D'ITALIA	 FORZA ITALIA	 CANDIDATO PRESIDENTE	 ALLEANZA VERDI SINISTRA	 PD	 CIVICA PENTENERO PRESIDENTE	 STATI UNITI D'EUROPA	 PIEMONTE AMBIENTALISTA	 CANDIDATO PRESIDENTE	 PIEMONTE POPOLARE	 CANDIDATO PRESIDENTE	 MOVIMENTO 5 STELLE																			
				ALBERTO COSTANZO					CIRIO ALBERTO					GIOVANNA PENTENERO					FRANCESCA FREDIANI					SARAH DI SABATO																
COMUNI	VOTANTI	C.PRESID.	CIRCOS.	B/NUL	VOTI	%	VOTI	%	VOTI	%	VOTI	%	VOTI	%	VOTI	%	VOTI	%	VOTI	%	VOTI	%	VOTI	%	VOTI	%	VOTI	%	VOTI	%	VOTI	%	VOTI	%						
Angrogna	366	349	299	17	3	0,86%	3	1,00%	148	42,41%	0	0,00%	18	6,02%	49	16,39%	44	14,72%	22	7,36%	153	43,84%	42	14,05%	76	25,42%	8	2,68%	3	1,00%	5	1,67%	19	5,44%	13	4,35%	26	7,45%	16	5,35%
Bibiana	1344	1270	1122	74	17	1,34%	13	1,16%	816	64,25%	4	0,36%	85	7,58%	321	28,61%	188	16,76%	132	11,76%	331	26,06%	61	5,44%	202	18,00%	15	1,34%	10	0,89%	11	0,98%	20	1,57%	12	1,07%	86	6,77%	68	6,06%
Bobbio Pellice	294	265	235	29	6	2,26%	5	2,13%	127	47,92%	0	0,00%	6	2,55%	38	16,17%	36	15,32%	26	11,06%	118	44,53%	23	9,79%	66	28,09%	6	2,55%	8	3,40%	10	4,26%	5	1,89%	5	2,13%	9	3,40%	6	2,55%
Bricherasio	2515	2296	1954	219	23	1,00%	17	0,87%	1481	64,50%	8	0,41%	149	7,63%	439	22,47%	437	22,36%	236	12,08%	586	25,52%	126	6,45%	303	15,51%	37	1,89%	36	1,84%	26	1,33%	32	1,39%	22	1,13%	174	7,58%	118	6,04%
Fenestrelle	261	250	222	11	1	0,40%	1	0,45%	139	55,60%	0	0,00%	15	6,76%	36	16,22%	49	22,07%	19	8,56%	65	26,00%	9	4,05%	34	15,32%	5	2,25%	6	2,70%	6	2,70%	3	1,20%	2	0,90%	42	16,80%	40	18,02%
Inverso Pinasca	389	351	299	38	6	1,71%	4	1,34%	203	57,83%	0	0,00%	45	15,05%	33	11,04%	74	24,75%	18	6,02%	114	32,48%	17	5,69%	64	21,40%	4	1,34%	5	1,67%	14	4,68%	2	0,57%	2	0,67%	26	7,41%	19	6,35%
L. S. Giovanni	3563	3300	2907	263	36	1,09%	25	0,86%	1842	55,82%	9	0,31%	199	6,85%	816	28,07%	416	14,31%	214	7,36%	1121	33,97%	270	9,29%	594	20,43%	51	1,75%	39	1,34%	50	1,72%	62	1,88%	42	1,44%	239	7,24%	182	6,26%
Lusernetta	345	314	278	31	9	2,87%	8	2,88%	219	69,75%	0	0,00%	14	5,04%	77	27,70%	33	11,87%	72	25,90%	70	22,29%	11	3,96%	44	15,83%	4	1,44%	4	1,44%	0	0,00%	3	0,96%	2	0,72%	13	4,14%	9	3,24%
Massello	39	38	35	1	0	0,00%	0	0,00%	13	34,21%	0	0,00%	1	2,86%	3	8,57%	5	14,29%	2	5,71%	19	50,00%	6	17,14%	3	8,57%	1	2,86%	0	0,00%	8	22,86%	6	15,79%	6	17,14%	0	0,00%	0	0,00%
Perosa Arg.	1621	1497	1271	124	21	1,40%	15	1,18%	850	56,78%	7	0,55%	109	8,58%	241	18,96%	263	20,69%	90	7,08%	475	31,73%	57	4,48%	272	21,40%	22	1,73%	16	1,26%	68	5,35%	31	2,07%	19	1,49%	120	8,02%	92	7,24%
Perrero	336	305	249	31	4	1,31%	2	0,80%	169	55,41%	0	0,00%	23	9,24%	36	14,46%	51	20,48%	29	11,65%	93	30,49%	15	6,02%	40	16,06%	7	2,81%	3	1,20%	15	6,02%	11	3,61%	5	2,01%	28	9,18%	23	9,24%
Pinerolo	15025	14438	12695	587	137	0,95%	101	0,80%	6825	47,27%	52	0,41%	662	5,21%	1667	13,13%	2482	19,55%	1180	9,29%	5828	40,37%	1084	8,54%	3341	26,32%	264	2,08%	356	2,80%	246	1,94%	253	1,75%	174	1,37%	1395	9,66%	1086	8,55%
Pinasca	1638	1490	1276	148	16	1,07%	13	1,02%	786	52,75%	5	0,39%	100	7,84%	212	16,61%	252	19,75%	82	6,43%	545	36,58%	92	7,21%	275	21,55%	27	2,12%	23	1,80%	91	7,13%	49	3,29%	32	2,51%	94	6,31%	72	5,64%
Pomaretto	542	482	431	60	7	1,45%	6	1,39%	194	40,25%	2	0,46%	30	6,96%	65	15,08%	52	12,06%	27	6,26%	241	50,00%	23	5,34%	140	32,48%	15	3,48%	11	2,55%	36	8,35%	7	1,45%	4	0,93%	33	6,85%	20	4,64%
Porte	487	459	409	28	3	0,65%	2	0,49%	228	49,67%	2	0,49%	29	7,09%	41	10,02%	96	23,47%	37	9,05%	178	38,78%	36	8,80%	89	21,76%	2	0,49%	8	1,96%	34	8,31%	9	1,96%	6	1,47%	41	8,93%	27	6,60%
Prali	187	171	152	16	0	0,00%	0	0,00%	71	41,52%	0	0,00%	4	2,63%	26	17,11%	19	12,50%	8	5,26%	87	50,88%	18	11,84%	41	26,97%	2	1,32%	3	1,97%	18	11,84%	6	3,51%	6	3,95%	7	4,09%	7	4,61%
Pramollo	125	110	95	15	2	1,82%	2	2,11%	40	36,36%	1	1,05%	8	8,42%	6	6,32%	15	15,79%	1	1,05%	65	59,09%	3	3,16%	17	17,89%	1	1,05%	2	2,11%	38	40,00%	1	0,91%	0	0,00%	2	1,82%	1	1,05%
Prarostino	773	696	599	77	12	1,72%	8	1,34%	313	44,97%	2	0,33%	34	5,68%	111	18,53%	81	13,52%	44	7,35%	283	40,66%	68	11,35%	133	22,20%	11	1,84%	17	2,84%	25	4,17%	22	3,16%	17	2,84%	66	9,48%	48	8,01%
Rorà	152	134	115	18	2	1,49%	1	0,87%	70	52,24%	0	0,00%	14	12,17%	19	16,52%	5	4,35%	22	19,13%	49	36,57%	21	18,26%	22	19,13%	1	0,87%	2	1,74%	0	0,00%	2	1,49%	0	0,00%	11	8,21%	8	6,96%
Roure	372	349	313	23	0	0,00%	0	0,00%	242	69,34%	2	0,64%	26	8,31%	50	15,97%	79	25,24%	57	18,21%	79	22,64%	12	3,83%	41	13,10%	10	3,19%	4	1,28%	6	1,92%	13	3,72%	12	3,83%	15	4,30%	14	4,47%
S. di Pinerolo	42	33	26	9	1	3,03%	0	0,00%	21	63,64%	0	0,00%	0	0,00%	6	23,08%	10	38,46%	0	0,00%	10	30,30%	2	7,69%	4	15,38%	0	0,00%	0	0,00%	3	11,54%	0	0,00%	0	0,00%	1	3,03%	1	3,85%
San Germano	11	808	754	103	9	1,11%	6	0,80%	371	45,92%	0	0,00%	62	8,22%	141	18,70%	115	15,25%	26	3,45%	371	45,92%	37	4,91%	123	16,31%	26	3,45%	6	0,80%	166	22,02%	15	1,86%	12	1,59%	42	5,20%	34	4,51%
San Secondo	1972	1861	1592	111	14	0,75%	10	0,63%	1081	58,09%	5	0,31%	96	6,03%	289	18,15%	378	23,74%	176	11,06%	590	31,70%	111	6,97%	299	18,78%	27	1,70%	30	1,88%	51	3,20%	24	1,29%	14	0,88%	152	8,17%	106	6,66%
Torre Pellice	2090	1969	1681	121	30	1,52%	22	1,31%	818	41,54%	5	0,30%	77	4,58%	280	16,66%	223	13,27%	98	5,83%	922	46,83%	254	15,11%	460	27,36%	33	1,96%	31	1,84%	45	2,68%	51	2,59%	35	2,08%	148	7,52%	118	7,02%
Usseaux	135	126	115	9	0	0,00%	0	0,00%	95	75,40%	0	0,00%	11	9,57%	25	21,74%	41	35,65%	9	7,83%	21	16,67%	3	2,61%	15	13,04%	0	0,00%	2	1,74%	0	0,00%	3	2,38%	3	2,61%	7	5,56%	6	5,22%
Villar Pellice	553	499	430	54	5	1,00%	4	0,93%	238	47,70%	0	0,00%	31	7,21%	85	19,77%	57	13,26%	29	6,74%	211	42,28%	36	8,37%	136	31,63%	12	2,79%	5	1,16%	11	2,56%	10	2,00%	7	1,63%	35	7,01%	17	3,95%
Villar Perosa	2141	1948	1665	184	32	1,64%	24	1,44%	1117	57,34%	7	0,42%	157	9,43%	236	14,17%	399	23,96%	161	9,67%	601	30,85%	100	6,01%	290	17,42%	24	1,44%	17	1,02%	121	7,27%	49	2,52%	28	1,68%	149	7,65%	101	6,07%
TOTALI	37318	35808	31219	2401	396	1,20%	292	0,95%	18517	52,91%	111	0,24%	2005	6,94%	5348	17,42%	5900	18,79%	2817	8,93%	13226	36,56%	2537	8,01%	7124	20,27%	615	1,87%	647	1,64%	1104	6,83%	708	2,60%	480	2,24%	2961	6,73%	2239	5,86%